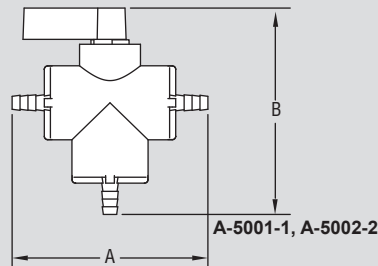




Series
A-5000

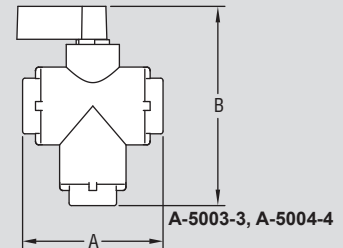
Shut-Off Valve

3-Way PVC Ball Valve



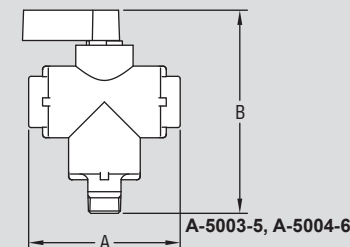
DIMENSIONS - IN [MM]

Model	DIM A	DIM B
A-5001-1	2-1/4 [57.15]	2-7/16 [61.98]
A-5002-2	3-11/64 [80.52]	2-29/32 [73.66]



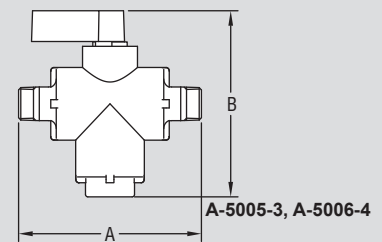
DIMENSIONS - IN [MM]

Model	DIM A	DIM B
A-5003-3	1-27/32 [46.99]	2-15/64 [56.90]
A-5004-4	1-27/32 [46.99]	2-15/64 [56.90]



DIMENSIONS - IN [MM]

Model	DIM A	DIM B
A-5003-5	1-27/32 [46.99]	2-31/64 [62.99]
A-5004-6	1-27/32 [46.99]	2-9/16 [65.28]



DIMENSIONS - IN [MM]

Model	DIM A	DIM B
A-5005-3	2-21/64 [59.18]	2-15/64 [56.90]
A-5006-4	2-33/64 [63.75]	2-15/64 [56.90]

The Series A-5000 3-Way Shut-Off Valve is constructed of solid gray PVC, has Buna-N seals, and a rotating flag handle. The A-5000 can withstand a maximum operating pressure of 125 psi (8.6 bar) and a maximum temperature of 140°F (60°C). The handle has 180° rotation and lies directly over the open port. When the handle is rotated 90° from either port, flow is shut off to both outlet ports. Since the bottom port on the valve is common, the Series A-5000 can be used as a diverter or a selecting valve. These valves can be used to conveniently hook 3 instruments together, as well as testing various gages and transmitters.

SPECIFICATIONS

Service: Air and compatible gases.

Temperature Limit: 140°F (60°C).

Pressure Limit: 125 psi (8.6 bar).

Weight: 1 oz (28 g).

Model	Description
A-5001-1	PVC 1/8" hose barb inlet x 1/8" hose barb outlet x 1/8" hose barb outlet
A-5002-2	PVC 1/4" hose barb inlet x 1/4" hose barb outlet x 1/4" hose barb outlet
A-5003-3	PVC 1/8" female NPT inlet x 1/8" female NPT outlet x 1/8" female NPT outlet
A-5003-5	PVC 1/8" male NPT inlet x 1/8" female NPT outlet x 1/8" female NPT outlet
A-5004-4	PVC 1/4" female NPT inlet x 1/4" female NPT outlet x 1/4" female NPT outlet
A-5004-6	PVC 1/4" male NPT inlet x 1/4" female NPT outlet x 1/4" female NPT outlet
A-5005-3	PVC 1/8" female NPT inlet x 1/8" male NPT outlet x 1/8" male NPT outlet
A-5006-4	PVC 1/4" female NPT inlet x 1/4" male NPT outlet x 1/4" male NPT outlet

*Contact factory for a variety of inlet/outlet combinations.